

Storm Water Runoff Control Ordinance

The City of Cypress is a wonderful place to live and do business. It's important that we protect the quality of our beaches and the beauty of our land. Please do your part!

The City of Cypress has a Water Quality Ordinance (Article IV, Sections 13-21 through 13-34) of the City's Municipal Code that contains certain requirements and prohibitions to help prevent urban runoff from polluting our beaches, and to comply with the federal requirements to control pollutants entering the City's storm water system.

HOW CAN I COMPLY WITH THE ORDINANCE? Best Management Practices (BMPs) are ways that you and your employees can prevent construction debris from entering the storm drain and comply with the Ordinance. Examples of basic BMPs are provided in this brochure. Detailed BMP information is available online at www.cabmphandbooks.com

WHAT HAPPENS IF I DON'T COMPLY WITH THE ORDINANCE? The City may impose fines or other civil or criminal sanctions against you and your business for allowing runoff and construction debris from construction sites to enter the storm drain system. Businesses and individuals are also responsible for maintaining basic BMPs on construction sites. Enforcement actions could include verbal warnings, monetary fines (up to \$500 for each violation), stop work orders, and/or criminal penalties. If the City has to clean up spills or discharges, violators will also be billed for the City's cleanup and disposal costs.



For more information:




City of Cypress

Public Works Department Community Development Dept.
Stormwater Program Building Division
(714) 229-6752 (714) 229-6730

Stormwater Pollution Prevention Program

5275 Orange Avenue
Cypress, CA 90630

24 Hour Spill Hotline:
(714) 567-6363



Stormwater Pollution Prevention Program

Best Management Practices for Private Property Construction Sites

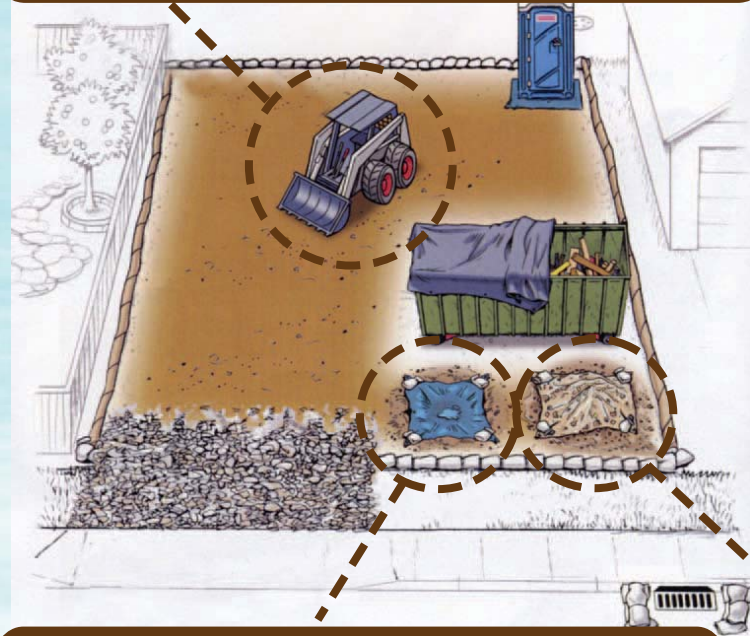


Guidelines for new development and redevelopment including remodels, room additions, tenant improvements, retaining walls, new main or accessory buildings, pools, spas, landscape, home repairs, and commercial construction.

Best Management Practices for Construction Sites

Earthmoving Equipment

All earth moving equipment must be stored onsite. Drip pans must be placed under equipment not in use, and maintenance must be conducted onsite instead of in the street. Any leaks should be cleaned up and repaired immediately.



Washout Areas

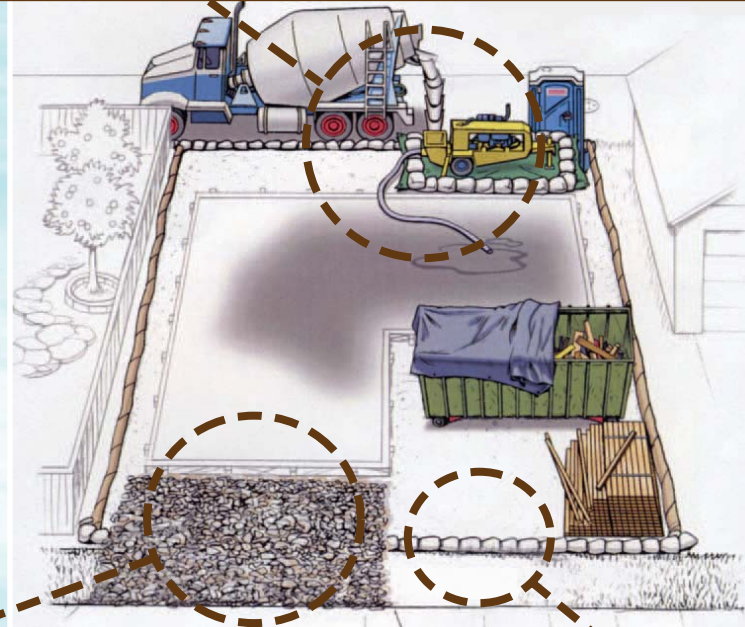
Disposal of "wet" construction materials should be handled in the washout area. This includes paint, stucco, and concrete. Use a plastic-lined pit to collect and contain liquids and prevent runoff into the street and gutter. The washout area must be checked and maintained daily to ensure compliance. Washout material must be disposed of properly.

Dirt and Grading

Stockpiled dirt and gravel must be stored onsite and covered. Dust control shall be maintained throughout all phases of construction. During the rainy season (October 1-April 30) additional gravel, bags, tarps, and visqueen must be stored onsite for emergency repair.

Concrete Trucks/Pumpers

Pumpers must be surrounded by perimeter controls, such as gravel bags, sandbags, and straw wattles. Tarps also must be placed beneath concrete pumpers at all times to prevent spills into the street and sidewalk. Residual materials must be cleaned up as well. Trucks and pumpers are required to clean out in the washout area, not in the street, catch basin or wheelbarrow.



Perimeter Controls

Gravel bags, silt fences and straw wattles are acceptable perimeter controls and must be used to control site run-on and runoff. Avoid running over perimeter controls with vehicles or heavy equipment, as they can damage the materials. Keep extra absorbent materials and/or a wet/dry vacuum onsite to quickly pick up spills. Sites must be checked and maintained daily.

Tracking Controls

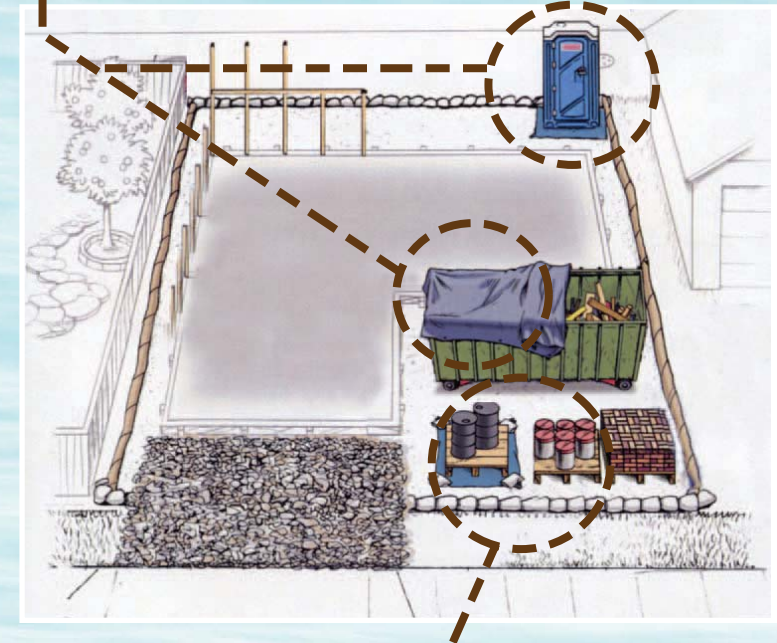
All entrances/exits on the site must have coarse gravel (1" to 3" angular material) and/or steel shaker plates to limit offsite sediment tracking. Hand or mechanical sweeping must also be used as needed to clean up any material that gets tracked offsite.

Dumpsters and Portable Toilets

Dumpsters must be covered with a tarp at the end of each work day and area around dumpster must be kept clean. Dumpsters must be located onsite unless an Encroachment Permit is obtained for placement in street. Portable toilets must have drip pans and be placed onsite so that any spills do not discharge offsite.

Building Materials/Staging Areas

Construction materials (including landscape materials) must be stored onsite. Building materials must be covered when not in use to prevent runoff caused by wind or rain.



Liquid Storage

Paints, solvents, fuel and other liquids stored onsite must be contained and covered. It is illegal for contractors to wash out or dump liquid waste or residue in the street, storm drain or sewer. Use washouts or hazardous material drums to contain liquid waste and residue and dispose of this material properly.